

**Dimplex**<sup>®</sup>

A world of expertise

2012/2013

The

# fires collection

The widest range of electric fires imaginable

# choosing your fire



## Why Dimplex Electric Fires?

There is nothing quite like a fire – it creates a wonderful feeling of comfort and cosiness. And with a Dimplex electric fire you can enjoy these benefits at the flick of a switch. Installation is also easy with none of the cost and siting constraints associated with flue and gas connections and no need for annual servicing either. All Dimplex electric fires come complete with a fitted plug and many don't even require a fireplace. You simply plug-in and go!\*

At Dimplex safety is always a priority too, so all our electric fires have the added reassurance of BEAB approval\*\* which means they have been produced to the most stringent safety requirements for domestic electrical appliances.

With a wide range of traditional and ultra modern designs, we can offer a fire for every living area and every budget. You can also choose from two stunning flame effects – Optiflame® and Opti-myst®.

Optiflame is our original and the world's best selling electric flame effect, while Opti-myst is a fully three-dimensional effect and the world's most realistic electric flame. Please see individual product pages for details of the flame effect fitted to each fire.



A revolution in electric fire technology

Deceptively real, Opti-myst® will captivate you from the moment you see it. The fully 3-dimensional effect uses established ultrasonic technology



adapted from commercial applications to create an ultra-fine water mist that is illuminated to create the 'flames' and 'smoke'. The result? An effect that surpasses all expectations for realism in an electric fire. See it and believe it!

Scan me now to see the realism of the Opti-myst effect



The Display and Demonstrate range is only available for viewing, demonstration of features and purchase from retailers with showroom premises. For details of where to view and purchase these products, please visit our website, [www.dimplex.co.uk/fires](http://www.dimplex.co.uk/fires) and click on

the "Where to Buy" section of the individual product pages.

\* wall mounted fires require some installation. Opti-myst range requires water to be added

\*\* approved or awaiting approval at time of printing

---

## Wall mounted fires

A stunning range of contemporary designs.

Pages 4-14



---

## Inset fires

A range of contemporary and traditional fires that, subject to model, will inset into fireplace openings, the wall or a suitable fire surround. Many models can also be freestanding using spacer kits.

Page 15-37



---

## Freestanding fires

Five different 'inset' style fires, which can be placed against any flat wall.

Pages 38-41



---

## Electric stoves and basket fire

Impressively authentic, this is a range of modern and traditional stove style fires that can be used almost anywhere. Includes the new basket fire.

Pages 42-51



---

## Suites

A range of traditional and modern surrounds, which includes an integral fire, for a complete fireplace in an instant.

Pages 52-57



---

## Surrounds

A range of four pre-assembled surrounds ready for use with Dimplex electric fires.

Page 58



---

## Radiant fires

A range of traditional radiant fires.

Page 59



---

## Accessories / Specifications

See these pages for detailed specifications and our range of accessories.

Pages 60-62



# Tahoe

## A stylish statement

- Rectangular wall fire with unique Opti-myst® smoke and flame effect
- Open fronted design
- Fully variable flame and smoke intensity control
- Silent flame and smoke effect operation
- 2kW fan heater with choice of two heat settings
- Thermostat
- Remote control
- Opti-myst effect can be used independently of heat
- Chassis can also be inset so that only the frame protrudes. Opening requirements for recessed installation H 702mm W 634mm D 59mm
- Quick-fit IEC (kettle-type) connection
- Total depth of just 170mm
- Black finish
- Model no. TAH20



Remote control



See page 3 for details

### Product Dimensions

Please see pages 60-61



opti-myst®



Remote control

REDWAY

## Redway

Art in flames for your wall

- Wall fire with unique Opti-myst® smoke and flame effect
- Open fronted design
- Fully variable flame and smoke intensity control
- Silent flame and smoke effect operation
- 2kW fan heater with choice of two heat settings
- Thermostat
- Remote control
- Opti-myst effect can be used independently of heat
- Quick-fit IEC (kettle-type) connection
- Total depth of just 181mm
- Black finish with anthracite
- Model no. RDY20
- Chassis can also be inset so that only the frame protrudes.  
Opening requirements for recessed installation H 702mm W 634mm D 59mm



See page 3 for details

**Product Dimensions**  
Please see pages 60-61

# Burbank

A bold asymmetrical design

- Asymmetrical wall fire with unique Opti-myst® smoke and flame effect
- Open fronted design
- Fully variable flame and smoke intensity control
- Silent flame and smoke effect operation
- 2kW fan heater with choice of two heat settings
- Thermostat
- Remote control
- Opti-myst effect can be used independently of heat
- Chassis can also be inset so that only the frame protrudes. Opening requirements for recessed installation H 702mm W 634mm D 59mm
- Quick-fit IEC (kettle-type) connection
- Total depth of just 182mm
- Black finish with anthracite
- Model no. BBK20

opti-myst®



See page 3 for details

## Product Dimensions

Please see pages 60-61



Remote control

BURBANK



LVA191



Moods at your fingertips

The LVA models have eight different scenes, each controlled by the stylish remote, giving total control of mood, sound and heat.

## Living Art

A scene-setter that frees your imagination

- Watch and experience a roaring fire on this stylish LCD screen
- Compact flash card with choice of audio visual playback of 8 different continuous-loop moving scenes:
  - the four seasons
  - a roaring log fire
  - a cosy coal fire
  - a dying embers log fire
  - a soothing aquarium
- Enjoy the natural sounds of a crackling fire
- Fully functional remote control giving scene selection, volume control and heat on/off operation
- Twin fan heaters
- Wall mounting only
- LVA191 has a landscape format, black finish and 1.1kW output
- LVA192 has a round format, mirror finish and 1.1kW output



LVA192

*LVA192 subject to availability*

**Product Dimensions**  
Please see pages 60-61

# SP29

The choice for a bold look

- A contemporary flame effect fire designed for wall mounting
- Chassis can also be inset so that only the frame protrudes
- Remote control
- Optiflame® log effect
- Black finish
- Model no. SP29

*Subject to availability*

Opening requirements for recessed installation

H 676mm W 895mm D 150mm



Remote control

## Product Dimensions

Please see pages 60-61



SP29 shown inset into a false wall



Optiflame®



## SP16

Extra wide fire for a big impression

- A contemporary flame effect fire designed for wall mounting
- Chassis can also be inset so that only the frame protrudes
- Remote control
- 2kW fan heater with choice of two heat settings
- Optiflame® effect with Optiglo® glowing log bed
- Black finish
- Concealed fan heater
- Flame effect can be used independently of heat
- Model no. SP16

Opening requirements for recessed installation  
H 520mm W 1143mm D 146mm



Remote control

SP16

**Product Dimensions**  
Please see pages 60-61

# SP8

Contemporary curves and choice of logs or pebbles

- A contemporary flame effect fire designed for wall mounting
- Remote control
- Optiflame® large white pebble effect
- Log bed available as optional extra (part no. SP8001). See page 62 for details
- Silver finish with contrasting grey
- Concealed fan heater
- 2kW fan heater with choice of two heat settings
- Remote control
- Flame effect can be used independently of heat source
- Wall mounted only (cannot be recessed)
- Model no. SP820

*Subject to availability*



SP8 with optional log fuel bed



Remote control

## Product Dimensions

Please see pages 60-61

Optiflame®



SP8



Remote control

SARATOGA

## Saratoga LED

A revolution in energy saving

- Rectangular wall fire with low energy Optiflame® LED effect
- Flame effect only energy consumption of just 9W
- Near silent operation of the flame effect
- Supplied with log effect and white pebbles
- 2kW fan heater with choice of two heat settings
- Thermostat
- Remote control
- Optiflame LED effect can be used independently of heat
- Wall-mounted only; cannot be inset
- Total depth of just 120mm
- Black finish
- Model no. SGA20



SARATOGA LED with pebbles



See page 3 for details

**Product Dimensions**  
Please see pages 60-61

# Obsidian

Slimline Italian style inspiration

- A contemporary flame effect fire designed for wall mounting
- Remote control
- Choice of Optiflame® log and Optiflame® white pebbles (both supplied)
- Finished in black
- Fully concealed fan heater with remote and manual switching
- 2kW fan heater with choice of two heat settings
- Flame effect can be used independently of heat source
- Wall mounted only (cannot be recessed)
- Model no. OBS20

Optiflame®



OBSIDIAN with pebbles



Remote control

## Product Dimensions

Please see pages 60-61



OBSIDIAN with logs

Optiflame®



## Bach

Flexibility in a frame -  
wall mount or inset

- Glass fronted contemporary fire with concealed 2kW fan heater
- Flame effect can be used independently of heat
- 2kW fan heater with choice of two heat settings
- For use wall-mounted or inset
- Thermostat
- Optiflame® log effect
- Dark grey frame with black front
- Remote control
- Model no. BCH20

Opening requirements for  
recessed installation  
H 570mm W 580mm D 130mm



Remote control

BACH

**Product Dimensions**  
Please see pages 60-61

# Bizet

Style alternatives with reversible frames

- Contemporary fire designed for use either wall-mounted or recessed
- Flame effect can be used independently of heat
- 2kW fan heater with choice of two heat settings
- Thermostat
- Finished in silver grey with a reversible frame finished in gloss black and gloss white
- Remote control
- Optiflame® log effect
- Model no. BZT20

Opening requirements for recessed installation

H 580mm W 580mm D 120mm



BIZET with white frame



Remote control

## Product Dimensions

Please see pages 60-61

Optiflame®



BIZET with black frame



## Albany

Sets the scene in a surround

- Opti-myst® flame and smoke effect
- Fully variable flame and smoke intensity control
- Silent flame and smoke effect operation
- Optiglo® glowing logs
- Concealed 1.5kW fan heater
- Remote control
- Opti-myst® effect can be used independently of heat
- Model no. ABN15

NB. Horizontal trim piece shown below fire forms part of surround and is not supplied with the fire. As standard the Albany is supplied with a black trim piece.

## Barrington Surround

- Stone effect, ready assembled surround
- See pages 58 and 62 for more details

*Both models subject to availability*



*See page 3 for details*

**Product Dimensions**  
Please see pages 60-61



Remote control

ALBANY shown in Dimplex Barrington surround

# Sacramento

Unrivalled elegance and style

- Stylish chrome effect contemporary inset fire featuring the unique Opti-myst® flame and smoke effect.
- Fully variable flame and smoke intensity control
- Silent flame and smoke effect operation
- 2kW fan heater with choice of two heat settings
- Thermostat
- Remote control
- Opti-myst effect can be used independently of heat
- Inset depth of just 65mm
- Quick-fit IEC (kettle-type) connection
- Optional spacer (OSP002) available (at extra cost) allows use flat-to-wall.
- Model no. SCR20



Remote control



See page 3 for details

## Product Dimensions

Please see pages 60-62

NEW



opti-myst®

SACRAMENTO





WHITMORE

## Whitmore

Classic chic and amazing effects

- A classic cast iron inset fire featuring the unique Opti-myst® flame and smoke effect
- Cast iron frame and fret
- Fully variable flame and smoke intensity control
- Silent flame and smoke effect operation
- 2kW fan heater with choice of two heat settings
- Thermostat
- Remote control
- Opti-myst effect can be used independently of heat
- Inset depth of just 65mm
- Quick-fit IEC (kettle-type) connection
- Optional spacer (OSP002) available (at extra cost) allows use flat-to-wall
- Model no. WMR20



Remote control



See page 3 for details

**Product Dimensions**  
Please see pages 60-62

# Danville

Popular choice in four finishes

- Inset fire with unique Opti-myst® smoke and flame effect
- Fully variable flame and smoke intensity control
- Silent flame and smoke effect operation
- 2kW fan heater with choice of two heat settings
- Thermostat
- Remote control
- Opti-myst effect can be used independently of heat
- Inset depth of just 65mm
- Quick-fit IEC (kettle-type) connection
- Optional spacer (OSP002) available at extra cost allows use flat-to-wall
- Available in four finishes:
  - DNV20AB – antique brass
  - DNV20BL – black
  - DNV20BR – brass
  - DNV20CH – chrome



See page 3 for details  
†Surround not available

## Product Dimensions

Please see pages 60-62



DANVILLE CHROME†



DANVILLE BRASS\*



DANVILLE ANTIQUE BRASS\*



DANVILLE BLACK\*



Remote control



See page 3 for details  
\*Surround not available

**Product Dimensions**  
Please see pages 60-62

# Freeport

Chic curves with energy saving

- Optiflame® LED low energy effect with coal and white pebbles
- Near silent operation of the flame effect
- Flame effect only – energy consumption of just 7 Watts
- Running cost of less than £2 per annum on effect only\*
- LEDs have an expected lifespan of 50,000 hours
- Inset depth of just 55mm without spacer
- 2kW fan heater with choice of two heat settings
- Thermostat
- Can be used flat-to-wall with 60mm spacer provided
- Quick-fit IEC (kettle-type) connection
- Stainless steel effect with chrome effect details and polished cast fret
- Designed to fit 16" and 18" fireplaces and all conventional flues
- Model no. FPT20
- \* Based on 5 hours usage per day



See page 3 for details  
†Surround not available

**Product Dimensions**  
Please see pages 60-62



Optiflame®  
LED

FREEPORT†



## Rockport

Elegantly polished with  
low energy

- Optiflame® LED low energy effect with coal and white pebbles
- Near silent operation of the flame effect
- Flame effect only – energy consumption of just 7 Watts
- Running cost of less than £2 per annum on effect only\*
- LEDs have an expected lifespan of 50,000 hours
- Inset depth of just 55mm without spacer
- 2kW fan heater with choice of two heat settings
- Thermostat
- Can be used flat-to-wall with 60mm spacer provided
- Quick-fit IEC (kettle-type) connection
- Polished cast iron finish with stainless steel effect canopy
- Designed to fit 16" and 18" fireplaces and all conventional flues
- Model no. RKT20

\* Based on 5 hours usage per day



See page 3 for details

**Product Dimensions**  
Please see pages 60-62

ROCKPORT

# X1S, X1B

Canopy-free with a concealed fan

- Canopy free fire – no protrusion from fan heater
- 1.2kW inset or freestanding fire with unique Optiflame® effect
- Thermostat
- Designed to fit 16" and 18" fireplaces and all conventional flues
- Fits flat-to-wall with 70mm spacer (included)
- Remote control
- Coal and small white pebbles supplied as standard
- Flame effect can be used independently of heat source
- Model nos. X1S, X1B

Optiflame®



X1 SILVER with coals shown flat-to-wall using spacer provided

Remote control



X1 Silver with pebbles



X1 Black with coals

For details of surrounds, see back page

## Product Dimensions

Please see pages 60-62



X1 BLACK shown in OER surround



DELIUS with pebbles in Allwood Fireplaces surround

## Delius

Retro chic with contemporary style

- Stainless steel effect with chrome effect details and polished cast fret
- 2kW fan heater with choice of two heat settings
- Thermostat
- Flame effect can be used independently of heat
- Designed to fit 16" and 18" fireplaces and all conventional flues
- Inset depth of just 55mm fully inset or can be used flat-to-wall using spacer provided
- Optiflame® effect with coal and white pebbles
- Model no. DLS20



DELIUS with coals

*For details of surrounds, see back page*

**Product Dimensions**  
Please see pages 60-62

# Elda

## Curves in all the right places

- Inset fire with unique Optiflame® effect
- Supplied with pebbles and real coal
- 2kW fan heater with choice of two heat settings
- Flame effect can be used independently of heat
- Inset depth of just 55mm fully inset or can be used flat-to-wall using spacer provided
- Designed to fit 16" and 18" fireplaces and all conventional flues
- Stainless steel effect finish
- Model no. ELD20



ELDA with pebbles

*For details of surrounds, see back page*

### **Product Dimensions**

Please see pages 60-62



ELDA with coals in Aristocratic Designs surround



Optiflame®



EXBURY CHROME†

## Exbury

A classic that's right up to date

- Canopy free fire – no protrusion from fan heater
- 1.2kW inset or freestanding fire with unique Optiflame® effect
- Thermostat
- Designed to fit 16" and 18" fireplaces and all conventional flues
- Fits flat-to-wall with 70mm spacer (included)
- Remote control
- Real coals
- Flame effect can be used independently of heat source
- Choice of finishes:  
EBY15CH – chrome effect  
EBY15 – brass effect



EXBURY BRASS†



Remote control

†Surround not available

**Product Dimensions**  
Please see pages 60-62

# Adagio

Ring the changes with a choice of fuel beds

- Inset fire with unique Optiflame® effect
- Supplied with large white pebbles and real coal
- One piece cast front and frame
- 2kW fan heater with choice of two heat settings
- Flame effect can be used independently of heat
- Inset depth of just 55mm fully inset or can be used flat-to-wall using spacer provided
- Designed to fit 16" and 18" fireplaces and all conventional flues
- Choice of finishes:  
ADG20 – polished cast iron finish with brass effect knob and stainless steel effect canopy  
ADG20BR – polished brass effect with brass/chrome effect knob and black canopy

Optiflame®



ADAGIO with coals



† Surround not available

## Product Dimensions

Please see pages 60-62



ASPEN with pebbles shown in Allwood Fireplaces surround

## Aspen

### Simple sophistication

- Inset fire with unique Optiflame® effect
- Supplied with pebbles and real coal
- 2kW fan heater with choice of two heat settings
- Flame effect can be used independently of heat
- Inset depth of just 55mm fully inset or can be used flat-to-wall using spacer provided
- Designed to fit 16" and 18" fireplaces and all conventional flues
- Stainless steel effect finish with brass effect details
- Model no. ASP20



ASPEN with coals

*For details of surrounds, see back page*

**Product Dimensions**  
Please see pages 60-62

# Chalbury

A look all the family will warm to

- Inset fire with unique Optiflame® effect
- Supplied with real coal
- 2kW fan heater with choice of two heat settings
- Thermostat
- Flame effect can be used independently of heat
- Inset depth of just 55mm fully inset or can be used flat-to-wall using spacer provided
- Designed to fit 16" and 18" fireplaces and all conventional flues
- Choice of two finishes:  
CHB20CH – chrome effect finish with black  
CHB20BR – brass effect finish with black

Optiflame®



CHALBURY CHROME†



CHALBURY BRASS†

† Surround not available

## Product Dimensions

Please see pages 60-62

Optiflame®



## Loxley

Freestanding or inset, sets a cosy scene

- Canopy-free fire – no protrusion from fan heater
- 1.2kW inset or freestanding fire with unique Optiflame® effect
- Thermostat
- Supplied with real coals
- Fits flat-to-wall with 70mm spacer supplied
- Flame effect can be used independently of heat
- Remote control
- Brass effect finish
- Model no. LXY15



Remote control

LOXLEY†

†Surround not available

**Product Dimensions**  
Please see pages 60-62

# Danesbury

Popular for its elegance

- Inset fire with unique Optiflame® effect
- Supplied with real coal
- 2kW fan heater with choice of two heat settings
- Thermostat
- Flame effect can be used independently of heat
- Controls concealed beneath lift-up canopy
- Inset depth of just 55mm fully inset or can be used flat-to-wall using spacer provided
- Designed to fit 16" and 18" fireplaces and all conventional flues
- Choice of finishes:  
DAN20BR – brass effect  
DAN20BL – black  
DAN20AB – antique brass effect

*For details of surrounds, see back page*

## **Product Dimensions**

Please see pages 60-62

Optiflame®



DANESBURY ANTIQUE BRASS shown in OER surround



DANESBURY BRASS†



DANESBURY BLACK shown in Allwood Fireplaces surround



DANESBURY LED ANTIQUE BRASS

## Danesbury

Elegance and energy saving

- Inset fire with unique Optiflame® LED low energy effect
- Supplied with real coal
- 2kW fan heater with choice of two heat settings
- Thermostat
- Flame effect only – energy consumption of just 7 Watts
- Running cost of less than £2 per annum on effect only\*
- Flame effect can be used independently of heat
- Controls concealed beneath lift-up canopy
- Quick-fit IEC (kettle-type) connection
- Inset depth of just 55mm fully inset or can be used flat-to-wall using spacer provided
- Designed to fit 16" and 18" fireplaces and all conventional flues
- Model no. DAN20AB-LED

\* Based on 5 hours usage per day

Optiflame®  
LED

PART OF OUR  
Display &  
Demonstrate  
COLLECTION

See page 3 for details  
† Surround not available  
For details of surrounds, see back page

Product Dimensions  
Please see pages 60-62

# Horton

Tradition in three tempting styles

- Inset fire with unique Optiflame® effect
- Supplied with real coal
- 2kW fan heater with choice of two heat settings
- Thermostat
- Flame effect can be used independently of heat
- Controls concealed beneath lift-up canopy
- Inset depth of just 55mm fully inset or can be used flat-to-wall using spacer provided
- Designed to fit 16" and 18" fireplaces and all conventional flues
- Choice of finishes:  
HTN20BR – brass effect with black detail  
HTN20BL – black with brass effect detail  
HTN20CH – chrome effect with black detail

*For details of surrounds, see back page*

## **Product Dimensions**

Please see pages 60-62

Optiflame®



HORTON BRASS shown in Be Modern surround





HORTON CHROME in Aristocratic Designs surround



HORTON BLACK in Be Modern surround

# Wynford

A style that fits anywhere

- Inset fire with unique Optiflame® effect
- Supplied with real coal
- 2kW fan heater with choice of two heat settings
- Flame effect can be used independently of heat
- Inset depth of just 55mm fully inset or can be used flat-to-wall using spacer provided
- Designed to fit 16" and 18" fireplaces and all conventional flues
- Choice of three finishes:  
WYN20AB – antique brass effect finish  
WYN20BR – brass effect finish with black detail  
WYN20CH – chrome effect finish with black detail

Optiflame®



<sup>†</sup>Surround not available or obsolete

## Product Dimensions

Please see pages 60-62

WYNFORD ANTIQUE BRASS<sup>†</sup>



WYNFORD BRASS shown in Be Modern surround†



WYNFORD CHROME shown in Be Modern surround†

# Ashington

All the comforts of home

- Inset fire with unique Optiflame® effect
- Supplied with real coal
- 2kW fan heater with choice of two heat settings
- Flame effect can be used independently of heat
- Inset depth of just 55mm fully inset or can be used flat-to-wall using spacer provided
- Designed to fit 16" and 18" fireplaces and all conventional flues
- Brass effect finish with black
- Model no. ASN20

*For details of surrounds, see back page*

Optiflame®



## Product Dimensions

Please see pages 60-62

ASHINGTON shown in Dimplex Ashmore surround

Optiflame®



WESLEY BRASS shown in an OER surround



WESLEY CHROME†

## Wesley

Convenient side switch controls

- Optiflame® effect with simulated coal and LED flame effect
- 2kW fan heater with choice of two heat settings
- Thermostat
- High level control switches
- Flame effect can be used independently of heat
- Running cost of less than £4 per annum on effect only\*
- LEDs have an expected lifespan of 50,000 hours
- One piece fuel bed
- Quick-fit IEC (kettle-type) connection
- Choice of finishes:  
WES20BRSCLE – brass effect  
WES20CHSCLE – chrome effect
- Optional spacer (WES001) available at extra cost allows use flat-to-wall
- \* based on five hours usage per day

Dimensions of inset  
H 565mm W 420mm D 70mm



See page 3 for details  
†Surround not available

**Product Dimensions**  
Please see pages 60-62

# Detroit

## Bold in black and chrome

- Freestanding fire with Optiflame® effect
- Supplied with white pebbles and real coals
- Fits flat-to-wall; no inset depth required
- 2kW fan heater with choice of two heat settings
- Flame effect can be used independently of heat
- Black and chrome effect finish
- Shown with optional hearth pad model no. HPD001 (see page 62)
- Model no. DTT20



DETROIT with pebbles

**Product Dimensions**  
Please see pages 60-61



DETROIT with coals

Optiflame®



CASTILLO with pebbles

## Castillo

Cut a dash with contemporary style

- Unique Optiflame® effect
- Freestanding and fits flat-to-wall
- Real coals and white pebbles supplied
- Chrome and satin silver effect
- 2kW fan heater with choice of two heat settings
- Compatible with hearth pad accessories HPD001 and HPD002 (see page 62)
- Flame effect can be used independently of heat source
- Model no. CST20



CASTILLO with coals

**Product Dimensions**  
Please see pages 60-61

# Zamora

Freestanding elegance,  
anywhere

- Unique Optiflame® effect
- Freestanding and fits flat-to-wall
- Real coals and white pebbles supplied
- Black and chrome effect finish
- 2kW fan heater with choice of two heat settings
- Shown with optional hearth pad model no. HPD001 (see page 62)
- Flame effect can be used independently of heat source
- Model no. ZAM20



ZAMORA with pebbles

**Product Dimensions**  
Please see pages 60-61



Optiflame®

ZAMORA with coals





CHERITON LE shown flat-to-wall on an HPD001 Hearth Pad (not supplied)

## Cheriton

A popular freestanding favourite

- Freestanding fire with Optiflame® effect and real coals
- Designed to fit “flat-to-wall”; no inset depth required
- Black and brass effect finish
- 2kW fan heater with choice of two heat settings
- Compatible with hearth pad accessories HPD001 and HPD002 (see page 62)
- Flame effect can be used independently of heat source
- Model no. CHT20

## Cheriton LE

As above, plus:

- Low energy version of Cheriton has LED flame effect
- Flame effect only energy consumption of just 14W
- Thermostat
- Remote control
- Model no. CHT20LE



CHERITON CHT20

**Product Dimensions**  
Please see pages 60-61

# Piermont

A stove that's a real wow

- Opti-myst® flame and smoke effect
- Fully variable flame and smoke intensity control
- Silent flame and smoke effect operation
- 2kW fan heater with choice of two heat settings
- Concealed fan heater
- Opti-myst® effect can be used independently of heat
- Black finish
- Model no. PMN20

  
opti-myst®



See page 3 for details

**Product Dimensions**  
Please see pages 60-61

PIERMONT



## Oakhurst

Stove simplicity, effortlessly

- Traditional medium-sized style stove with realistic Opti-myst® flame and smoke effect.
- Fully variable flame and smoke intensity control
- Silent flame and smoke effect operation
- 2kW fan heater with choice of two heat settings
- Thermostat
- Opening door
- Remote control
- Flame effect can be used independently of heat
- Quick-fit IEC (kettle-type) connection
- Model no. OKT20



Remote control



See page 3 for details

**Product Dimensions**  
Please see pages 60-61

OAKHURST

# Chevalier

A head turner - very much in vogue

- Cast iron-style stove with Optiflame® effect
- Supplied with real coal and log effect
- 2kW fan heater with choice of two heat settings
- Thermostat
- Remote control
- Optiflame effect can be used independently of heat
- Creamy-white gloss finish
- Compatible with hearth pad accessories HPD001 and HPD002 (see page 62)
- Model no. CHV20



Remote control

**Product Dimensions**  
Please see pages 60-61



Optiflame®

CHEVALIER

Optiflame®



STOCKBRIDGE with log effect<sup>†</sup>

## Stockbridge

Perfect for town or country

- Authentic cast-iron style stove with glossy black finish
- Choice of Optiflame® with real coal and Optiflame® log effect in one model. Comes fitted with log fuel effect – just change to coal as appropriate
- 2kW fan heater with choice of two heat settings
- Thermostat
- Remote control
- Flame effect can be used independently of heat source
- Compatible with hearth pad accessories HPD001 and HPD002 (see page 62)
- Model no. SKG20BL



STOCKBRIDGE with coals



Remote control

<sup>†</sup>Plinth shown is not supplied

**Product Dimensions**  
Please see pages 60-61

# Club

A medium size stove that's great anywhere

- Mid-sized cast-iron style electric stove
- Optiflame® log effect with the illusion of 'dying embers' even when switched off
- 2kW fan heater with choice of two heat settings
- Finished in matt black
- Remote control
- Compatible with stove pipe accessory STP001 and hearth pad accessories HPD001 and HPD002 (see page 62)
- Flame effect can be used independently of heat source
- Model no. CLB20R



Remote control

†Plinth shown is not supplied

## Product Dimensions

Please see pages 60-61



CLUB†

Optiflame®

NEW

## Courchevel

Brighten up any room  
with style

- Fresh looking, mid-sized cast-iron style electric stove
- Optiflame® log effect with the illusion of 'dying embers' even when switched off
- 2kW fan heater with choice of two heat settings
- Finished in matt white
- Remote control
- Compatible with hearth pad accessories (see page 62)
- Flame effect can be used independently of heat
- Model no. CVL20



Remote control

COURCHEVEL

**Product Dimensions**  
Please see pages 60-61

# Rectory

Traditional elegance in one

- Cast-iron style stove finished in black
- Choice of unique Optiflame® effect with real coals and Optiflame® log effect in one model. Comes fitted with log fuel effect – just change to coal as appropriate
- 2kW fan heater with choice of two heat settings
- Opening door
- Thermostat control
- Remote control
- Compatible with stove pipe accessory STP001 and hearth pad accessories HPD001 and HPD002 (See page 62)\*
- Flame effect can be used independently of heat source
- Model no. REC20R



Remote control

\*Plinth shown is not supplied

## Product Dimensions

Please see pages 60-61



Optiflame®

RECTORY shown with STP001 stove pipe (not supplied)†





## Brayford

Freestanding and compact  
for all the family

- Compact stove designed to fit in or on a standard fireplace and hearth
- Optiflame® log effect
- 2kW fan heater with choice of two heat settings
- Black cast effect finish
- Remote control
- Compatible with hearth pad accessories HPD001 and HPD002 (see page 62)<sup>†</sup>
- Flame effect can be used independently of heat source
- Model no. BFD20R



Remote control

BRAYFORD<sup>†</sup>

<sup>†</sup> Plinth shown is not supplied

**Product Dimensions**  
Please see pages 60-61

# Springborne

Compact- ideal for smaller spaces

- Compact stove designed to fit in or on a standard fireplace and hearth
- Optiflame® coal effect with real coal
- Opening doors
- 2kW fan heater with choice of two heat settings
- Black cast effect finish
- Remote control
- Compatible with hearth pad accessories HPD001 and HPD002 (see page 62)†
- Flame effect can be used independently of heat source
- Model no. SBN20R

†Plinth shown is not supplied



# Tango

It only takes one for a look this good

- Traditional 'cast iron' style stove in matt black finish
- Unique Optiflame® coal effect with real coals
- 2kW fan heater with choice of two heat settings
- Remote control
- Flame effect can be used independently of heat source
- Compatible with hearth pad accessories HPD001 and HPD002 (see page 62)
- Model no. TNG20R

## Product Dimensions

Please see pages 60-61



## Westbrook

### Traditional cast-iron basket fire

- Electric fire basket with cast iron components for added authenticity
- Realistic Opti-myst® flame and smoke effect
- Fully variable flame and smoke intensity control
- Silent flame and smoke effect operation
- Remote control
- Quick-fit IEC (kettle-type) connection
- Model no. WBK20

Note: This fire does not contain a heater



Remote control



WESTBROOK



See page 3 for details

Product Dimensions  
Please see pages 60-61

# Moorefield

Any time, any place elegance

- Complete suite incorporating realistic Opti-myst® flame and smoke effect fire
- Stone effect surround
- Fully variable flame and smoke intensity control
- Silent flame and smoke effect operation
- 2kW fan heater with choice of two heat settings
- Thermostat
- Remote control
- Concealed fan heater
- Flame effect can be used independently of heat
- Quick-fit IEC (kettle-type) connection
- Model no. MFD20



Remote control



See page 3 for details

## Product Dimensions

Please see pages 60-61



NEW

opti-myst®

MOOREFIELD

**COMPLETE SUITE**  
including fire and surround

Optiflame®



**COMPLETE SUITE**  
including fire and surround

MULTIFIRE Suite

## Multifire LE Suite

A big impression you can use all year

- Freestanding fire suite with integral Optiflame® fire
- Stone effect surround and dark grey fire
- Optiflame® LED effect with Optiglo® glowing log bed
- Concealed 1.5kW fan heater
- Remote control
- Flame effect can be used independently of heat
- Running cost of less than £5 per annum on effect only\*
- LEDs have expected lifespan of 50,000 hours
- Model no. MFS12LE

\* Based on 5 hours usage per day



Remote control

**Product Dimensions**  
Please see pages 60-61

# Mozart Suite

Dare to be different, all in one suite

- Free-standing suite with integral Optiflame® log fire
- Surround has stone-effect finish with black marble-effect back panel
- 2kW fan heater with choice of two heat settings
- Concealed controls
- Flame effect can be used independently of heat
- Choice of finishes:  
MZT20 – stone effect finish surround with black marble effect back panel  
MZT20BL – gloss black surround with black marble effect back panel and black fire

Optiflame®



MOZART stone effect

**COMPLETE SUITE**  
including fire and surround



MOZART BLACK

**COMPLETE SUITE**  
including fire and surround

**Product Dimensions**  
Please see pages 60-61

Optiflame®

NEW



**COMPLETE SUITE**  
including fire and surround

MINI MOZART

## Mini Mozart

Fits in anywhere, even studios and small spaces

- Compact, free-standing suite with integral Optiflame® log fire
- Surround has stone-effect finish with dark marble effect back panel
- 1.5kW fan heater with choice of heat settings
- Flame can be used independently of heat
- Concealed controls
- Remote control
- Model no. MMZ15



Remote control



See page 3 for details


**Product Dimensions**  
Please see pages 60-61

# Chadwick Suite

All in one elegance in an instant

- Freestanding suite with integral Optiflame® fire
- Stone effect surround and dark grey fire
- 1.2kW fan heater
- Flame effect can be used independently of heat
- Optiflame® log effect
- Model no. CDW12WW

Optiflame®



**Product Dimensions**  
Please see pages 60-61

CHADWICK

**COMPLETE SUITE**  
including fire and surround



Optiflame®  
LED



**COMPLETE SUITE**  
including fire and surround

BEXINGTON Mahogany

## Bexington LE Suite

Toast in front of a traditional fire

- Freestanding suite with integral Optiflame® fire
- 2kW fan heater with choice of two heat settings
- Thermostat
- Optiflame® effect with real coal and LED flame effect
- Flame effect can be used independently of heat
- Running cost of less than £4 per annum on effect only\*
- LEDs have an expected lifespan of 50,000 hours
- Model no. BXT20MHLE

\* Based on 5 hours usage per day

**Product Dimensions**  
Please see pages 60-61

# Surrounds

- Fully assembled MDF surround, back panel and hearth, purpose designed for use with Dimplex electric fires
- No structural alterations needed as surrounds are freestanding – all you need is a flat wall and a power point for the fire
- For use with electric fires only

## Barrington

- Natural stone effect surround
- Compatible with the Dimplex Albany only
- Model no. GDS4

## Holwell

- Surround finished in maple effect with textured black back panel and hearth
- Compatible with all of the current Dimplex 16"/18" inset fires
- Model no. GDS1A

## Rockbourne

- Natural stone effect surround
- Compatible with all of the current Dimplex 16"/18" inset fires
- Model no. GDS3

## Ashmore

- Surround finished in mahogany effect with textured cream back panel and hearth
- Compatible with all of the current Dimplex 16"/18" inset fires
- Model no. GDS1



**Product Dimensions**  
Please see pages 62



LYMINGTON shown on metal hearth (not supplied)



THEME



YEOMINSTER shown on plinth (not supplied)



OPTIMA



LYNDHURST shown on metal hearth (not supplied)

## Radiant Bar Fires

### Lymington

- A free-standing fire with unique Optiflame® coal effect
- 2kW radiant heat, plus 0.7kW convected heat
- Flame effect can be used independently of heat source
- 'Economiser' control
- Finished in matt black with brass effect trim
- Model no. LYM28E

### Theme

- Attractive cherry finish surround
- Flickering flame coal effect
- 2kW of radiant heat with 'Economiser' control
- Effect can be used independently of heat source
- 0.8kW convector with variable thermostat for background warmth
- Choice of heat settings
- Model no. 316CHE

### Yeominster

- Traditional freestanding fire
- Flickering log effect
- 2kW radiant heat with 1kW/2kW heat selection
- Effect can be used independently of heat source
- Model no. YEO20

### Optima

- Freestanding or wall-mounted
- Attractive cherry finish surround
- 2kW of radiant heat with 'Economiser' control
- Effect can be used independently of heat source
- Flickering flame coal effect
- Choice of heat settings
- Model no. 314CHE

### Lyndhurst

- Stylish black canopy
- Flickering flame log effect
- 2kW of radiant heat with 'Economiser' control
- Effect can be used independently of heat source
- 0.7kW of thermostatically controlled convected heat
- Choice of heat settings
- Model no. 430RCE/B

**Product Dimensions**  
Please see pages 60-61

# Technical Specification

	Opti-myst effect	Optiflame effect or Optiflame LED effect (LED)	Living Art effect	Flicker-effect	Total output in kW	Power consumption on effect only in Watts	Height (mm)	Width (mm)	Total depth (mm)	Depth of inset (mm) (if applicable)
<b>Adagio</b> ADG20, ADG20BR		✓			2.0	130	635	516	185	55
<b>Albany</b> ABN15	✓				1.5	262	703	640	293	262
<b>Ashington</b> ASN20		✓			2.0	130	618	526	171	55
<b>Aspen</b> ASP20		✓			2.0	130	617	520	162	55
<b>Bach</b> BCH20		✓			2.0	130	600	696	183	~
<b>Bexington</b> BXT20MHLE		✓			2.0	14	900	990	290	N/A
<b>Bizet</b> BZT20		✓			2.0	130	621	750	183	~
<b>Brayford</b> BFD20R		✓			2.0	130	545	440	310	N/A
<b>Burbank</b> BBK20	✓				2.0	212	690	940	182	~
<b>Castillo</b> CST20		✓			2.0	130	665	603	226	N/A
<b>Chadwick</b> CDW12WW		✓			1.2	130	915	934	297	N/A
<b>Chalbury</b> CHB20BR, CHB20CH		✓			2.0	130	625	526	165	55
<b>Cheriton</b> CHT20		✓			2.0	130	682	639	194	N/A
<b>Cheriton LE</b> CHT20LE		✓			2.0	14	682	639	194	N/A
<b>Chevalier</b> CHV20		✓			2.0	130	640	620	390	N/A
<b>Club</b> CLB20R		✓			2.0	130	597	510	340	N/A
<b>Courchevel</b> CVL20		✓			2.0	130	597	510	340	N/A
<b>Danesbury</b> DAN20AB, DAN20BL, DAN20BR		✓			2.0	130	620	518	170	55
<b>Danesbury LED</b> DAN20AB-LE		LED			2.0	7	620	518	170	55
<b>Danville</b> DNV20AB, DNV20BL, DNV20BR, DNV20CH	✓				2.0	212	620	520	231	65
<b>Delius</b> DLS20		✓			2.0	130	617	520	180	55
<b>Detroit</b> DTT20		✓			2.0	130	665	603	226	N/A
<b>Elda</b> ELD20		✓			2.0	130	617	514	162	55
<b>Exbury</b> EBY15, EBY15CH		✓			1.2	130	583	519	204	70
<b>Freeport</b> FPT20		LED			2.0	7	617	520	180	55
<b>Horton</b> HTN20BL, HTN20BR, HTN20CH		✓			2.0	130	621	521	170	55
<b>Loxley</b> LXY15		✓			1.2	130	583	519	204	70
<b>LVA191</b>			✓		1.1	160	440	690	78	N/A
<b>LVA192</b>			✓		1.1	160	700	700	75	N/A
<b>Lymington</b> LYM28E		✓			2.7	130	690	720	275	N/A

NOTES: see page 61

# Technical Specification

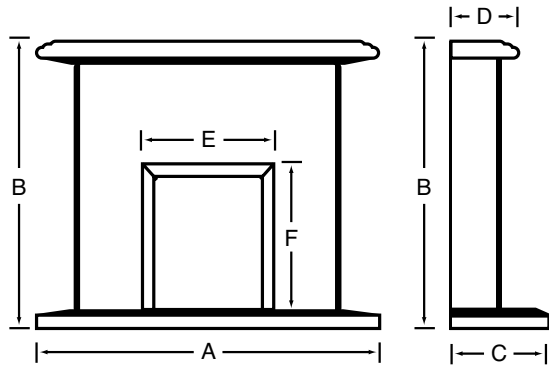
	Opti-myst effect	Optiflame effect or Optiflame LED effect (LED)	Living Art effect	Flicker effect	Total output in kW	Power consumption on effect only in Watts	Height (mm)	Width (mm)	Total depth (mm)	Depth of inset (mm) (if applicable)
<b>Lyndhurst</b> 430RCE/B				✓	2.7	120	680	710	225	N/A
<b>Moorefield</b> MFD20	✓				2.0	212	870	920	315	N/A
<b>Mini Mozart</b> MMZ15		✓			1.5	130	750	700	260	N/A
<b>Mozart</b> MZT20, MZT20BL		✓			2.0	130	857	920	375	N/A
<b>Multifire</b> MFS12LE		✓			1.5	18	880	1140	330	N/A
<b>Oakhurst</b> OKT20	✓				2.0	212	620	480	300	N/A
<b>Obsidian</b> OBS20		✓			2.0	130	605	700	154	N/A
<b>Optima</b> 314CHE				✓	2.0	120	540	775	215	N/A
<b>Piermont</b> PMN20	✓				2.0	212	650	540	401	N/A
<b>Rectory</b> REC20R		✓			2.0	130	665	540	375	N/A
<b>Redway</b> RDY20	✓				2.0	212	690	760	181	~
<b>Rockport</b> RKT20		LED			2.0	7	635	520	185	55
<b>Sacramento</b> SCR20	✓				2.0	212	620	520	220	65
<b>Saratoga</b> SGA20		LED			2.0	9	550	810	120	N/A
<b>SP8</b>		✓			2.0	130	675	578	181	N/A
<b>SP16</b>		✓			2.0	300	525	1200	182	~
<b>SP29</b>		✓			0.3	300	696	1010	168	~
<b>Springborne</b> SBN20R		✓			2.0	130	545	440	310	N/A
<b>Stockbridge</b> SKG20BL		✓			2.0	130	640	620	390	N/A
<b>Tahoe</b> TAH20	✓				2.0	212	695	900	170	~
<b>Tango</b> TNG20R		✓			2.0	130	545	440	310	N/A
<b>Theme</b> 316CHE				✓	2.8	130	610	775	265	N/A
<b>Wesley</b> WES20BRSCLE, WES20CHSCLE		✓			2.0	14	620	510	185	70
<b>Westbrook</b> WBK20	✓				-	212	350	450	270	N/A
<b>Whitmore</b> WMR20	✓				2.0	212	620	520	220	65
<b>Wynford</b> WYN20AB, WYN20BR, WYN20CH		✓			2.0	130	620	520	155	55
<b>X1</b> X1B, X1S		✓			1.2	130	582	519	198	70
<b>Yeominster</b> YEO20				✓	2.0	60	395	631	214	N/A
<b>Zamora</b> ZAM20		✓			2.0	130	665	603	226	N/A

## NOTES

~ See relevant product page for opening requirements

All dimensions are shown in millimetres. Please allow +/- 5mm tolerance.

## Surrounds

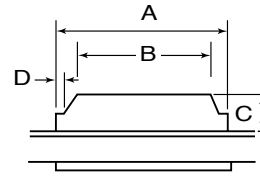


Surrounds	Model No.	Finish of surround	Finish of back panel	A	B	C	D	E	F	Weight of Surround
Holwell	GDS1A	Maple effect	Black back panel & hearth	1200	1120	402	278	432	559	43kg
Ashmore	GDS1	Mahogany effect	Cream back panel & hearth	1200	1120	402	278	432	559	43kg
Rockbourne	GDS3	Natural stone effect	Natural stone effect back panel & hearth	1200	1080	350	253	432	559	48kg
Barrington	GDS4	Natural stone effect	Natural stone effect back panel & hearth	1067	913	397	357	567	595	28kg

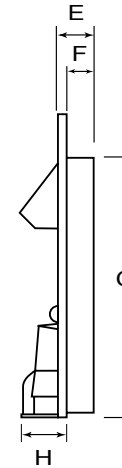
All dimensions in mm

## Detailed dimensions – Optiflame® and Opti-myst® electric inset fires

PLAN VIEW – INSET FIRES



PROFILE VIEW – INSET FIRES



	A	B	C	D	E	F	G	H
Adagio	390	344	55	10	95	55	555	130
Ashington	390	344	55	10	80	55	555	116
Aspen	390	344	55	10	75	55	555	107
Chalbury	390	344	55	10	80	55	555	110
Danesbury	390	344	55	10	70	55	555	115
Danville	397	360	65	N/A	128	65	536	166
Delius	390	344	55	10	75	55	555	125
Elda	390	344	55	10	70	55	555	107
Exbury	390	338	70	26	89	70	544	134
Freeport	390	344	55	10	75	55	555	125
Horton	390	344	55	10	75	55	555	115
Loxley	390	338	70	26	89	70	544	134
Rockport	390	344	55	10	95	55	555	130
Sacramento	397	360	65	N/A	128	65	536	166
Wesley	420	420	70	-	110	70	565	115
Whitmore	397	360	65	N/A	128	65	536	166
Wynford	390	344	55	10	70	55	555	100
X1	390	338	70	26	83	70	544	128

All dimensions are shown in millimetres. Please allow +/- 5mm tolerance.

## Accessories

### ALTERNATIVE FUEL BEDS

- SP8 – log fuel bed available. Kit comprises a one-piece log fuel bed assembly. Part no. SP8001

### SPACER KITS

OSP002 – to fit Danville, Sacramento and Whitmore. 70mm deep.

WES001 – to fit Wesley. 70mm deep.



SP8 with optional log fuel bed (part no. SP8001).

### HEARTH PAD


- Suitable for electric fires and electric stoves ONLY
- Slate effect finish (HPD001), sandstone effect finish (HPD002)
- Approximate dimensions:  
15mm (H)  
800mm (W)  
380mm (D)



HPD002 shown above, HPD001 shown on page 41 and page 50

### STOVE PIPE

- Stove pipe kit compatible with Oakhurst OKT20, Club CLB20R, Rectory REC20R, Springborne SBN20R, Tango TNG20R, Brayford BFD20R
- 'Slot together' construction allows for two different height/depth options\*
- Part no. STP001
- Page 48 shows the stove pipe fitted to a fire



# the solid fuel fire collection

As the world's largest manufacturer of fires Dimplex understands that there is nothing like a fire to create a focal point in a room and a warm, welcoming atmosphere in the home.



Wood-burning stoves provide an unrivalled combination of characteristics; as well as being highly efficient heating appliances they also offer the mesmerising appearance of real flames and use a sustainable, carbon-neutral source of fuel.

There are significant environmental benefits to using wood as a fuel for heating - wood is considered carbon-neutral because burning logs release into the atmosphere only the carbon that the tree absorbed through photosynthesis while it was growing. Wood is a renewable resource and is often available locally, reducing the need for transportation.

The quality and type of wood burnt greatly affects the performance of a stove; the lower the moisture content of the wood, the higher the potential heat output and the lower the emissions and amount of soot produced. Wood fuel should be untreated hardwood logs that have been cut, split and seasoned for at least twelve months (left to dry somewhere undercover but with free air circulation) or kiln-dried so that the moisture content is less than 20%. Some of the best species of timber for burning are ash and beech. Softwood species, particularly pine and fir, make poor firewood and due to their high resin content quickly create tar-like deposits in the chimney, necessitating frequent sweeping.

The Dimplex range of stoves includes two models that are Defra-exempted for wood-burning in UK Smoke Control Areas. As exempt appliances, the Selborne SE and the Westcott SE can be used in designated Smoke Control Areas in which wood-burning would otherwise be illegal. Locations of Smoke Control Areas can be found on [www.uksmokecontrolareas.co.uk](http://www.uksmokecontrolareas.co.uk)

Many of the stoves in the Dimplex range are multi-fuel appliances which means that in addition to burning wood, they can also burn most approved, manufactured smokeless fuels to increase flexibility in fuel supply and in most models, provide increased heat output.

All stove installations should be carried out by suitably qualified individuals and comply with relevant Building Regulations. Dimplex strongly recommends using a HETAS-registered installer; you can find details of your local installers on [www.hetas.co.uk](http://www.hetas.co.uk) or by phoning 0845 634 5626. Many of the fireplace retailers who stock Dimplex stoves have their own HETAS-qualified installation teams and they can advise you on flue requirements and product suitability before purchase.

\*10 year warranty on all new Dimplex solid fuel stoves. Terms, conditions and exclusions apply.

See [www.dimplex.co.uk/stoves](http://www.dimplex.co.uk/stoves) for full details.



## After Sales Service

If you require after sales service please visit [www.dimplex.co.uk/support](http://www.dimplex.co.uk/support)

## CE Mark

Our products carry the CE mark complying with European safety standards and the European Standard for electro magnetic compatibility.

## British Electrotechnical Approvals Board BEAB Approved

The mark of the British Electrotechnical Approvals Board signifies that the appliance bearing it has been produced to the stringent safety requirements for domestic electrical appliances as laid down in BSEN60335.

All Dimplex electric fires are approved by BEAB or awaiting approval at time of printing.

## Specifications

Dimplex policy is one of continuous improvement; the Company therefore reserves the right to alter specifications without notice. Although every care has been taken in the reproduction of product finishes in this brochure, the colour photographs and the flame effects should be taken only as a guide. The information contained in this brochure is correct at the time of printing. You are advised to consult your dealer before purchasing. For a list of stockists please visit [www.dimplex.co.uk/stockist](http://www.dimplex.co.uk/stockist)

## The Dimplex Range

Dimplex offers the widest range of electric space and water heating products in the world – over 400 – to meet almost any heating need. In addition to this publication, we have a wide range of brochures for both domestic and commercial applications. Please visit our website for more information.



Range brochure



Heat pumps brochure



SmartRad® brochure



Solar thermal brochure



Solar PV brochure



Hot water cylinders

## Dimplex Website

Our website is full of information which may be useful to you including:

- Details of your local stockists – including where you can see a particular fire on display
- Videos of the Opti-myst and Optiflame effects
- Installation and operating instructions
- How to buy spare parts
- Information on our range of solid fuel fires

Visit [www.dimplex.co.uk/fires](http://www.dimplex.co.uk/fires) today!

# Dimplex®

A world of expertise

Dimplex, Millbrook House, Grange Drive, Hedge End, Southampton, SO30 2DF. Tel: 0844 879 3588

Selected surrounds featured in this brochure were supplied by the companies listed below. Any surround not listed is no longer available. Please note that some of the surround designs listed may have been discontinued by their manufacturers.

Horton	HTN20BR	Elda	ELD20
Horton	HTN20BL	Horton	HTN20CH
Wynford	WYN20CH		
Wynford	WYN20BR		
<b>Be Modern Group</b> Western Approach South Shields Tyne & Wear NE33 5QZ Telephone: 0191 455 3571		<b>Aristocratic Designs</b> 43 Holbeck Lane Holbeck, Leeds West Yorkshire LS11 9UL Telephone: 0113 244 0827	

Aspen	ASP20	Danesbury Antique Brass	DAN20AB
Danesbury Black	DAN20BL	X1 Black	X1B
Delius	DLS20	Wesley Brass	
<b>Allwood Fireplaces Ltd</b> Units 3-4 Radnor Park Trading estate Back Lane Congleton CW12 4XJ Telephone: 01260 298868 Fax: 01260 298830		<b>OER</b> Fireplace Works Normacot Road Longton, Stoke on Trent Staffordshire ST3 1PN Telephone: 01782 319350 Fax: 01782 593479 <a href="http://www.oerfireplaces.com">www.oerfireplaces.com</a>	

Selected furniture supplied by BoConcept, Bournemouth / The Furnishing Place, Maidenhead / David Mack, Bournemouth / David Phipps, Dorset / Quality Pine, Bournemouth / Furniture Village.

Dimplex is a Registered Trade Mark in the United Kingdom.

All Optiflame fires are protected by patent nos GB2230335, AU621713, USA4965707, IE63651 and NZ232435.

Opti-myst effect is protected by multiple worldwide patents.

All the products shown in this brochure are protected by intellectual property rights owned by Dimplex or members of the Glen Dimplex Group on an international basis.

The Glen Dimplex Group of Companies will actively protect these rights.

© Dimplex

All rights reserved. Material contained in this publication may not be reproduced in whole or in part, without prior permission in writing of Dimplex.

